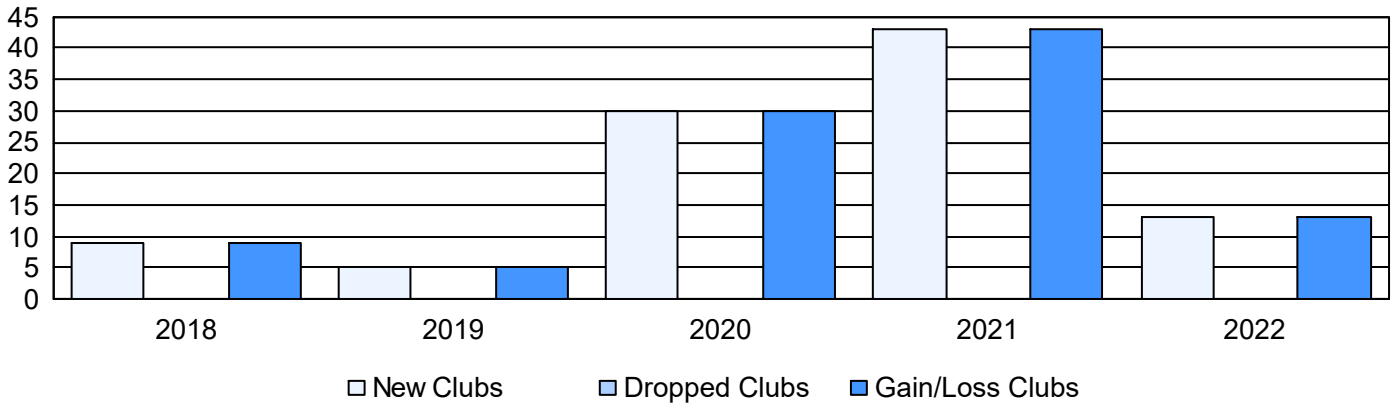
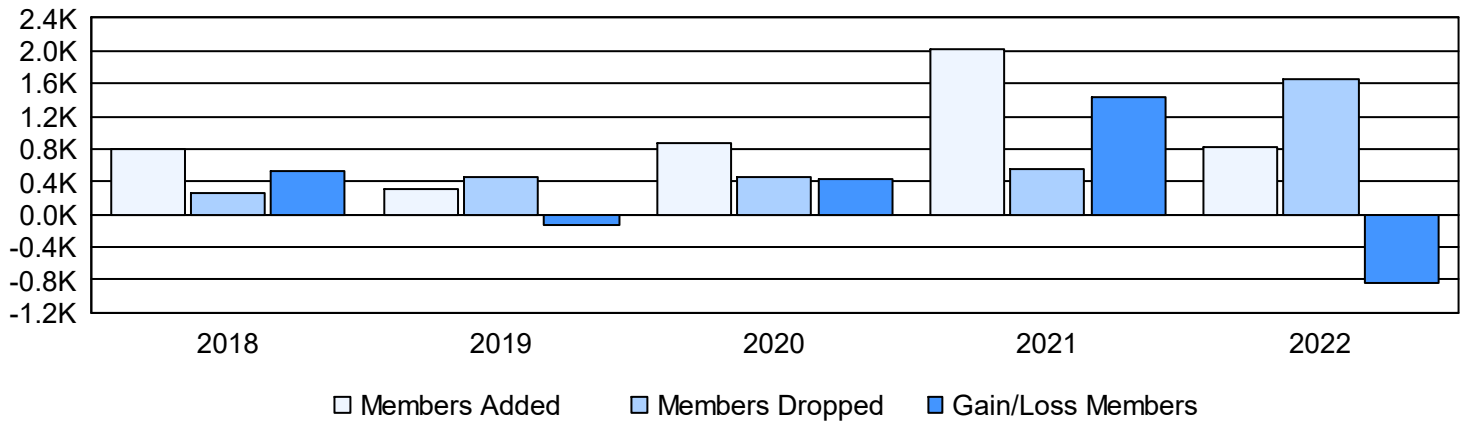


Year	New Clubs	Dropped Clubs	Gain/ Loss Clubs	New Members	Charter Members	Reinstate Members	Transfer Members	Total Member Added	Total Members Dropped	Gain/ Loss Members
2017-2018	9	0	9	435	326	23	5	789	258	531
2018-2019	5	0	5	149	152	5	4	310	447	-137
2019-2020	30	0	30	202	667	8	5	882	454	428
2020-2021	43	0	43	775	1,185	34	15	2,009	564	1,445
2021-2022	13	0	13	359	412	31	20	822	1,663	-841
Average	20	0	20	384	548	20	10	962	677	285

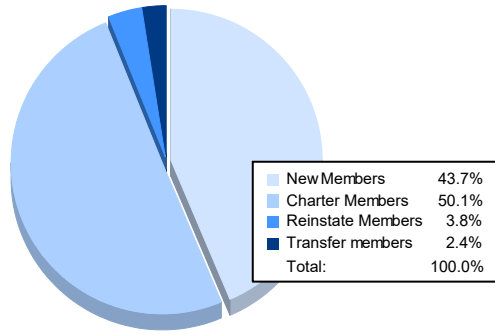
Clubs



Members



Membership Composition June 2022 Cumulative



Gender Composition June 2022 Cumulative

